

NAGAR NIGAM FIROZABAD
Provisional Balance Sheet as on 31.03.2025

Sr No.	Item/ Head of Account	Schedule No	Current Year Amount (Rs.)	Preious Year Amount (Rs.)
1	2	3	4	5
	LIABILITIES			
	Reserve & Surplus		3,20,67,31,615.74	2,58,60,91,754.64
1	Municipal (General) Fund	B-1	79,34,89,893.92	42,01,93,153.92
2	Earmarked Funds	B-2	0.00	0.00
3	Reserves	B-3	4,00,02,21,509.66	3,00,62,84,908.56
	Total Reserves & Surplus		90,47,77,007.83	53,59,13,447.83
4	Grants, Contributions for specific purposes	B-4		
	Loans		0.00	0.00
5	Secured Loans	B-5	0.00	0.00
6	Unsecured Loans	B-6	0.00	0.00
	Total Loans			
	Current Liabilities and Provisions		0.00	0.00
7	Deposits Received	B-7	0.00	0.00
8	Deposit works	B-8	23,01,87,858.00	27,84,14,158.00
9	Other Liabilities (Sundry Creditors)	B-9	0.00	0.00
10	Provisions	B-10	23,01,87,858.00	27,84,14,158.00
	Total Current Liabilities and Provisions		5,13,51,86,375.49	3,82,06,12,514.39
	TOTAL LIABILITIES			
	ASSETS			
	Fixed Assets			
11	Gross Block	B-11	3,35,83,30,585.54	2,99,61,21,744.54
12	Less: Accumulated Depreciation		73,79,24,713.93	54,94,80,032.29
	Net Block		2,62,04,05,871.61	2,44,66,41,712.25
13	Capital Work-in-Progress		0.00	0.00
	Total Fixed Assets		2,62,04,05,871.61	2,44,66,41,712.25
	Investments		18,60,623.00	17,69,188.00
14	Investment – General Fund	B-12	0.00	0.00
15	Investments – Other Funds	B-13	18,60,623.00	17,69,188.00
	Total Investments			
	Current Assets, Loans and Advances		0.00	3,59,00,824.14
16	Stock in Hand (Inventories)	B-14	8,29,45,326.54	17,71,51,000.00
17	Sundry Debtors(Receivables)	B-15	0.00	0.00
18	Less: (Accumulated prov.against debts)		0.00	0.00
19	Prepaid Expenses	B-16	2,42,97,24,879.33	1,15,89,00,114.99
20	Cash and Bank Balances	B-17	2,49,675.00	2,49,675.00
21	Loans, advances and deposits	B-18	0.00	0.00
22	Less: Accumulated provision against Loans		2,51,29,19,880.87	1,37,22,01,614.13
	Total Current Assets, Loans & Advances		0.00	0.00
23	Other Assets	B-19	0.00	0.00
24	Miscellaneous Exp.(to the extent not written off)	B-20	0.00	0.00
	TOTAL ASSETS		5,13,51,86,375.49	3,82,06,12,514.39
	Notes on Accounts	B-21		

Account Officer
Nagar Nigam Firozabad

Nagar Nayukt
Nagar Nigam Firozabad

Date :
Place : FIROZABAD

Schedule B- 1: Municipal (General) Fund

Sr. No.	Particulars	Opening balance as per the last account (Rs.)	Additions during the year * (Rs.)	Total (Rs.)	Deductions during the year ** (Rs.)	Balance at the end of the current year (Rs.)
1	2	3	4	5(3+ 4)	6	7 (5- 6)
1	Municipal Fund	2,58,60,91,754.64	0.00	2,58,60,91,754.64	0.00	2,58,60,91,754.64
2	Excess of Income Over Expenditure	22,08,04,660.61	9,50,18,928.49	31,58,23,589.10	0.00	31,58,23,589.10
3	Advance given to technosys security system pvt ltd	0.00	0.00	0.00	0.00	0.00
4	Assests purchase from Infrastructurefund	0.00	0.00	0.00	0.00	0.00
5	Assests purchase from 14th finance commission	41,08,152.00	0.00	41,08,152.00	0.00	41,08,152.00
6	Assests purchase from 15 th finance commsion	12,42,83,376.00	0.00	12,42,83,376.00	0.00	12,42,83,376.00
7	Assests purchase from smart city yojana	0.00	0.00	0.00	0.00	0.00
8	Assests purchase from national clean air programme	12,17,52,052.00	0.00	12,17,52,052.00	0.00	12,17,52,052.00
9	Assests purchase from cm nagar sarajan yojana	3,47,403.00	0.00	3,47,403.00	0.00	3,47,403.00
10	Assests purchase from kanha gaushala	17,00,000.00	0.00	17,00,000.00	0.00	17,00,000.00
11	Assests purchase from swachh bharaat mishan	5,26,25,289.00	0.00	5,26,25,289.00	0.00	5,26,25,289.00
	Total Municipal fund (310)	3,11,17,12,687.25	9,50,18,928.49	3,20,67,31,615.74	0.00	3,20,67,31,615.74

श्रीमान/श्रीमती/श्री/श्रीमती
लेखाधिकारी
नगर निगम फिरोजाबाद

लेखाधिकारी
नगर निगम फिरोजाबाद

लेखाधिकारी
नगर निगम फिरोजाबाद


Schedule B- 2: Earmarked Funds

Particulars	Special Fund 1 INFRASTRUCTURE FUND	Special Fund 3 13th/14th Finance Commission	Special Fund 4 15th Finance Commission
(a) Opening Balance	5,96,42,017.65	1,34,50,594.54	69,50,80,023.73
(b) Amount unutilised	0.00	0.00	0.00
(i) Transfer from Municipal Fund			
(ii) Interest/ Dividend earned on Special Fund			
Investments	0.00	0.00	0.00
(iii) Profit on disposal of Special Fund Investments			
(iv) Grant Received during the year	6,48,53,363.00		47,09,86,179.00
(v) Other addition (WITHHELD, TEMP. DEDUCTION, PENALTY, COST OF WATER DEDUCTED)			
Total (b)	6,48,53,363.00	0.00	47,09,86,179.00
Total (a+ b)	12,44,95,380.65	1,34,50,594.54	1,16,60,66,202.73
(c) Payments out of funds			
(i) Capital expenditure on			
Fixed Assets*	2,30,00,000.00		
Others	0.00	0.00	0.00
Sub -total	2,30,00,000.00	0.00	0.00
(ii) Revenue Expenditure on			
Salary, Wages and allowances etc.			
Repair & Maint.		0.00	
Other administrative charges		0.00	0.00
Sub -total			
(iii) Other:	0.00	4,97,278.00	48,70,25,006.00


लेखाकार
नगर निगम फिरोजाबाद

लेखाधिकारी
नगर निगम फिरोजाबाद

Loss on disposal of Special Fund Investments			
Diminution in Value of Special Fund Investments			
Transferred to Govt.			
Transferred for salary as per Govt order			
Sub -total	0.00	0.00	0.00
Total of (i+ ii+ iii) (c)	2,30,00,000.00	4,97,278.00	48,70,25,006.00
Net balance at the year end – (a+ b)-(c)	10,14,95,380.65	1,29,53,316.54	67,90,41,196.73
Grant Total of Special Funds			79,34,89,893.92



 लेखाकार
 नगर निगम फिरोजाबाद



 लेखाधिकारी -
 नगर निगम फिरोजाबाद

Schedule B- 3: Reserves

Sr. No.	Particulars	Opening balance (Rs.)	Additions during the year (Rs.)	Total (Rs.)	Deductions during the year (Rs.)	Balance at the end of the current year (Rs.)
1	2	3	4	5 (3+ 4)	6	7 (5- 6)
1	Capital Contribution			0.00		0.00
2	Capital Reserve			0.00		0.00
3	Borrowing Redemption Reserve			0.00		0.00
4	Special Funds (Utilised)			0.00		0.00
5	INFRASTRUCTURE FUND			0.00	0.00	0.00
6	Statutory Reserve			0.00		0.00
7	General Reserve			0.00		0.00
8	Revaluation Reserve			0.00		0.00
	Total Reserve funds	0.00	0.00	0.00	0.00	0.00



लेखाकार
नगर निगम फिरोजाबाद

लेखाधिकारी
नगर निगम फिरोजाबाद

Schedule B- 4: Grants & Contribution for Specific Purposes


Particulars	Opening Balance	Add: Grant received during the year	Add: Interest earned on Grant	Add: Other addition (Penalty deducted)	Total	Less: Capital expenditure	Less: Revenue Expenditure	Net balance
Grants for repair school building	11,504.11				11,504.11			11,504.11
Grants for environment development of slum areas	2,42,266.25				2,42,266.25			2,42,266.25
Grants for construction of public toilets	85,478.94				85,478.94			85,478.94
Grants for drains development	51,81,448.00				51,81,448.00			51,81,448.00
Grants for minority peoples population assessment	48,515.80				48,515.80			48,515.80
Grant for road, water and electricity development to upper management	1,09,29,914.00				1,09,29,914.00			1,09,29,914.00
Grant for development of shavdah chabutre	4,000.00				4,000.00			4,000.00
Grant for JNNURM/ UIDSSMT	4,48,15,435.10				4,48,15,435.10			4,48,15,435.10
Nagriya Sadak Sudhar Yojna	9,85,357.54				9,85,357.54			9,85,357.54
Nagriya Jal Nikasi Yojna	51,47,353.39				51,47,353.39			51,47,353.39
Swach Bharat Mission	6,90,45,109.00	49,64,222.00			7,40,09,331.00		2,52,04,123.00	4,88,05,208.00
Jhedajhal Yojna	4,60,350.00				4,60,350.00			4,60,350.00
Vidhyak Nidhi	19,910.00				19,910.00			19,910.00
Funeral Yojna (BANK OF BARODA)	2,63,03,152.00				2,63,03,152.00			2,63,03,152.00
Amrit Yojna	58,27,264.40	61,94,700.00			1,20,21,964.40		95,84,267.00	24,37,697.40
Amrit Yojna 2.0	0.00	24,54,705.00			24,54,705.00		24,55,000.00	-295.00
MLA Fund(For Water Department)	1,26,434.00				1,26,434.00			1,26,434.00
KANHA YOJNA	19,11,084.50	1,00,54,000.00			1,19,65,084.50		1,03,84,605.00	15,80,479.50
SAMUHIK VIVAH C.M. YOJNA	39,62,971.00				39,62,971.00			39,62,971.00
National clean air programme	26,39,91,297.00	75,00,000.00			27,14,91,297.00		21,39,58,243.00	5,75,33,054.00
STATE SMART CITY YOJANA	22,32,56,023.30	39,51,38,000.00			61,83,94,023.30		8,26,94,180.00	53,56,99,843.30
PM SAWA NIDHI	14,38,941.00				14,38,941.00		7,26,353.00	7,12,588.00
SETU NIGAM Grant	9,07,647.00				9,07,647.00			9,07,647.00

लेखाकार

नगर निगम फिरोजगढ़

लेखाधिकारी
नगर निगम फिरोजगढ़

CM NSY GRANT	37,17,928.00	58,71,000.00			95,88,928.00			95,88,928.00
MUKHYEMANTRI NALA YOJANA	4,74,88,875.50				4,74,88,875.50			4,74,88,875.50
SHELTER HOME SANCHALAN WORK	0.00				0.00		0.00	0.00
CM GRID YOJNA(A & OE)	0.00	10,78,75,000.00			10,78,75,000.00		30,61,545.00	10,48,13,455.00
CM NAGAR SRAJAN YOJNA	0.00				0.00		31,14,563.00	-31,14,563.00
Total Grants & Contribution for Specific Purposes								90,47,77,007.83


 लेखाकार
 नगर निगम फिरोजाबाद



 लेखाधिकारी
 नगर निगम फिरोजाबाद

Schedule B-5: Secured Loans

Sr. No.	Particulars	Current Year Amount (Rs.)	previous Year Amount (Rs.)
1	2	3	4
1	Loans from Central Government	0.00	0.00
2	Loans from State government	0.00	0.00
3	Loans from Govt. bodies & Associations	0.00	0.00
4	Loans from international agencies	0.00	0.00
5	Loans from banks & other financial institutions	0.00	0.00
6	Other Term Loans	0.00	0.00
7	Bonds & debentures	0.00	0.00
8	Other Loans	0.00	0.00
Total Secured Loans		0.00	0.00

Schedule B-6: Unsecured Loans

Sr. No.	Particulars	Current Year Amount (Rs.)	previous Year Amount (Rs.)
1	2	3	4
1	Loans from Central Government	0.00	0.00
2	Loans from State government	0.00	0.00
3	Loans from Govt. bodies & Associations	0.00	0.00
4	Loans from international agencies	0.00	0.00
5	Loans from banks & other financial institutions	0.00	0.00
6	Other Term Loans	0.00	0.00
7	Bonds & debentures	0.00	0.00
8	Other Loans	0.00	0.00
Total Un-Secured Loans		0.00	0.00

 लेखाकार
नगर निगम फिरोजाबाद

42/14
लेखाधिकारी
नगर निगम फिरोजाबाद

Schedule B-7: Deposits Received

Sr. No.	Particulars	Current Year Amount (Rs.)	previous Year Amount (Rs.)
1	2	3	4
1	From Contractors	0.00	0.00
2	From Revenues	0.00	0.00
3	From staff	0.00	0.00
4	From Others	0.00	0.00
Total deposits received		0.00	0.00


लेखाकार
नगर निगम फिरोजाबाद

24
लेखाधिकारी
नगर निगम फिरोजाबाद

Schedule B- 8: Deposits Works

Sr. No.	Particulars	Additions during the current year Amount (Rs)	Utilisation / expenditure Amount (Rs)	Balance outstanding at the end of the current year Amount (Rs)
1	2	3	4	5
1	Civil Works	0.00	0.00	0.00
2	Electrical works	0.00	0.00	0.00
3	Others	0.00	0.00	0.00
	Total of deposit works	0.00	0.00	0.00

 लेखाकार
नगर निगम फिरोजाबाद

 लेखाधिकारी
नगर निगम फिरोजाबाद


Schedule B- 9: Other Liabilities (Sundry Creditors)

Sr. No.	Particulars	Current Year Amount (Rs.)	previous Year Amount (Rs.)
1	2	3	4
		-4,10,647.00	0.00
1	Employee Insurance		
2	Employee Liabilities(G.I claim)	3,05,816.00	3,04,896.00
3	Cess Deduction From Contractors	92,343.00	92,343.00
4	Income Tax Deducted From Contractors	1,50,332.00	1,50,332.00
5	EPF Cost Deducted	6,16,657.00	29,371.00
6	Gross Pay (Absent)	0.00	0.00
7	Other Deduction	0.00	0.00
8	Trade Tax Deducted From Contractors	1,62,373.00	1,62,373.00
9	Withheld Money Of Contractors	41,081.00	37,120.00
10	Others	22,92,29,903.00	23,31,99,331.00
	Total Other liabilities (Sundry Creditors).	23,01,87,858.00	23,39,75,766.00

Schedule B- 10: Provisions

Sr. No.	Particulars	Current Year Amount (Rs.)	previous Year Amount (Rs.)
1	2	3	4
1	Provision for Expenses		
2	Provision for Interest		
3	Provision for Other Assets		
	Total Provisions	0.00	0.00


लेखाकार
नगर निगम फिरोजाबाद


लेखाधिकारी
नगर निगम फिरोजाबाद

Schedule B- 11: Fixed Assets

Sr. No	Particulars	Gross Block					Accumulated Depreciation				Net Block	
		Opening Balance as on 01/04/2023	Additions during the period 01/04/2023 to 30/09/2023	Additions during the period 01/10/2023 to 31/03/2024	Deductions during the period	Cost at the end of the year	Opening Balance	Additions during the period	Deductions during the period	Total at the end of the year	Closing as on 31/03/2024	At the end of the previous year
1	2	3	4	5	6	7	8	9	10	11	12	13
1	Land	1,53,32,96,817.00				1,53,32,96,817.00	0.00	0.00		0.00	1,53,32,96,817.00	1,53,32,96,817.00
2	Land (water works)	8,90,75,276.88				8,90,75,276.88	0.00	0.00		0.00	8,90,75,276.88	8,90,75,276.88
	Buildings											
3	Nagar	5,51,93,661.75	4,12,686.00			5,56,06,347.75	1,84,60,910.79	37,14,543.70		2,21,75,454.48	3,34,30,893.27	3,67,32,750.96
4	Nigam Buildings	72,80,965				72,80,965.00					72,80,965.00	72,80,965.00
5	(W.I.P) MRF									0.00	0.00	0.00
6	Water works building	0.00				0.00	0.00	0.00		22,30,276.55	27,95,753.45	31,06,392.72
7	Shelter House	50,26,030.00				50,26,030.00	19,19,637.28	3,10,639.27		0.00	73,94,374.00	73,94,374.00
8	GAUSHALA (WIP)	73,94,374.00				73,94,374.00	0.00	0.00	0.00	0.00	73,94,374.00	73,94,374.00
	Infrastructure Assets											
9	Roads, Street, lanes and footpath	18,34,10,595.00	2,20,49,216.00			20,54,59,811.00	0.00	0.00		0.00	20,54,59,811.00	18,34,10,595.00
10	Bridges, Culverts, Flyovers and Subways	NIL				NIL	0.00			0.00	0.00	0.00
11	C.C. ROAD						0.00			0.00	0.00	0.00
12	KACHHI LANE						0.00			0.00	0.00	0.00
13	PARK	0.00				0.00	0.00			0.00	0.00	0.00
14	Sewerage and drainage	1,36,25,109.00				1,36,25,109.00	13,65,246.08	18,38,979.44		32,04,225.51	1,04,20,883.49	1,22,59,862.93
15	Drains	95,78,395.00				95,78,395.00	7,18,379.63	13,29,002.31		20,47,381.93	75,31,013.07	88,60,015.38
16	Pipeline	13,24,02,714.77	69,35,793.00			13,93,38,507.77	8,15,73,630.67	86,64,731.57		9,02,38,362.23	4,91,00,145.54	5,08,29,084.10
17	Water Tanks	0.00				0.00	0.00	0.00		0.00	0.00	0.00
18	Water ways :	0.00				0.00	0.00	0.00		0.00	0.00	0.00
19	Lakes And Ponds	0.00				0.00	0.00	0.00		0.00	0.00	0.00
20	Toilets	2,77,97,875.12				2,77,97,875.12	1,36,02,683.05	21,29,278.81		1,57,31,961.86	1,20,65,913.26	1,41,95,192.07
21	Water Works Distribution (Tubewell/ Handpump/ Submersible)	35,92,25,992.50	96,54,963.00			36,88,80,955.50	26,95,35,632.03	1,49,01,798.52		28,44,37,430.55	8,44,43,524.95	8,96,90,360.47
22	Public Lighting	5,32,32,728.00				5,32,32,728.00	4,27,97,299.28	15,65,314.31		4,43,62,613.59	88,70,114.41	1,04,35,428.72
	Other assets											
23	Plants & Machinery (CURRENT MARKET VALUE)	18,04,01,721.69				18,04,01,721.69	6,54,01,885.46	1,72,49,975.44		8,26,51,860.90	9,77,49,860.80	11,49,99,836.23
24	Generators	27,92,960.00				27,92,960.00	17,03,560.42	1,63,409.94		18,66,970.36	9,25,989.64	10,89,399.58
25	Compost plant	96,00,000.00				96,00,000.00	42,61,718.44	8,00,742.23		50,62,460.67	45,37,539.33	53,38,281.56
26	Vehicles	33,51,74,810.04				33,51,74,810.04	12,73,92,457.80	3,11,67,352.83		15,85,59,810.64	17,66,14,999.40	20,77,82,352.23
27	Office & other equipment :-	5,59,749.42				5,59,749.42	4,34,732.92	12,501.65		4,47,234.57	1,12,514.85	1,25,016.50
28	Computers	35,03,447.00				35,03,447.00	28,00,266.54	2,81,272.18		30,81,538.73	4,21,908.27	7,03,180.46

लेखाकार
नगर निगम फिरोजाबाद

लेखाधिकारी
नगर निगम फिरोजाबाद

28	Furniture, fixtures, fittings and electrical appliances	1,90,06,359.66		1,90,06,359.66	52,00,579.83	13,80,577.98	65,81,157.81	1,24,25,201.85	1,38,05,779.84			
29	waste processing plant	3,44,51,000.00		3,44,51,000.00	73,63,901.25	40,63,064.81	1,14,26,966.06	2,30,24,033.94	2,70,87,098.75			
30	Softwares	41,90,000.00		41,90,000.00	35,71,679.09	2,47,328.36	38,19,007.45	3,70,992.55	6,18,320.91			
31	security system acquired under smart city yojana (WIP)	25,30,57,345.70		25,30,57,345.70	0.01	-	-0.01	0.02	25,30,57,345.68			
Total		3,31,92,77,927.54	3,90,52,658.01	0.01	0.01	3,35,83,30,585.54	64,81,04,200.58	8,98,20,513.36	-0.01	73,79,24,713.93	2,62,04,05,871.62	2,67,11,73,726.98

[Signature]

लेखाकार
नगर निगम फिरोजाबाद


5/14
लेखाधिकारी
नगर निगम फिरोजाबाद

Schedule B-12: Investments - General Fund

Sr. No.	Particulars	With whom invested	Face value (Rs.)	Current year Carrying Cost (Rs.)	Previous year Carrying Cost (Rs.)
1	2	3	4	5	6
1	Central Government Securities			0.00	0.00
2	State Government Securities			0.00	0.00
3	Debentures and Bonds			0.00	0.00
4	Preference Shares			0.00	0.00
5	Equity Shares			0.00	0.00
6	Units of Mutual Funds			0.00	0.00
7	FDR WITH ALLAHBAD BANK			18,60,623.00	18,60,623.00
Total of Investments General Fund				18,60,623.00	18,60,623.00

Schedule B-13: Investments - Other Funds

Sr. No.	Particulars	With whom invested	Face value (Rs.)	Current year Carrying Cost (Rs.)	Previous year Carrying Cost (Rs.)
1	2	3	4	5	6
1	Central Government Securities			0.00	0.00
2	State Government Securities			0.00	0.00
3	Debentures and Bonds			0.00	0.00
4	Preference Shares			0.00	0.00
5	Equity Shares			0.00	0.00
6	Units of Mutual Funds			0.00	0.00
7	Other Investments			0.00	0.00
Total of Investments Other Funds				0.00	0.00




लेखाकार
 नगर निगम फिरोजाबाद

2/14
लेखाधिकारी
 नगर निगम फिरोजाबाद

Schedule B-14: Stock in Hand (Inventories)

Sr. No.	Particulars	Current Year Amount (Rs.)	Previous Year Amount (Rs.)
1	2	3	4
	Stores		
1	Health Store		14,98,090.80
2	Nirman Store		20,15,706.00
3	Jal Kal Deptt.		3,69,92,780.47
4	Light Department		23,70,374.96
5	General Store		2,41,668.00
6	WORKSHOP(DIESEL,OIL ETC.)		12,26,387.00
Total Stock in hand.		0.00	4,43,45,007.23


लेखाकार
नगर निगम फिरोजाबाद


लेखाधिकारी
नगर निगम फिरोजाबाद

Schedule B- 15: Sundry Debtors (Receivables)

Sr. No.	Particulars	Gross Amount (Rs.)	Provision for Outstanding revenues (Rs.)	CURRENT YEAR Net Amount (Rs.)	PREVIOUS YEAR Net Amount (Rs.)
1	2	3	4 (Code No 432)	5 = 3 - 4	6
1	Water tax	1,12,31,999.33		1,12,31,999.33	1,12,31,999.33
2	House tax	1,14,01,817.21		1,14,01,817.21	1,14,01,817.21
3	Water Cost	5,90,57,038.00		5,90,57,038.00	5,90,57,038.00
4	Rent	12,54,472.00		12,54,472.00	12,54,472.00
	Less than 5 years *				
	More than 5 years *				
	Sub - total				
5	Less: State Government Cesses/ Levies in Taxes - Control Accounts			0.00	0.00
	Net Receivables of Property Taxes	8,29,45,326.54	0.00	8,29,45,326.54	8,29,45,326.54
6	Receivable of Other Taxes	0.00	0.00	0.00	0.00
	Net Receivables of Other Taxes	0.00	0.00	0.00	0.00
7	Receivables of Cess Income	0.00	0.00	0.00	0.00
	Less than 3 years *				
	More than 3 years *				
	Sub- total				
8	Receivables for Fees and User Charges	0.00	0.00	0.00	0.00
	Less than 3 years *				
	More than 3 years *				
	Sub - total				
9	Receivables from Other Sources	0.00	0.00	0.00	0.00
	Less than 3 years *				
	More than 3 years *				
	Sub - total				
10	Receivables from Government	0.00	0.00	0.00	0.00
	Total of Sundry Debtors (Receivables)	8,29,45,326.54	0.00	8,29,45,326.54	8,29,45,326.54

लेखाकार
नगर निगम फिरोजाबाद

लेखाधिकारी
नगर निगम फिरोजाबाद

Schedule B-16: Prepaid Expenses

Sr. No	Particulars	Current year Amount (Rs.)	Previous year Amount (Rs.)
1	2	3	4
1	Establishment	0.00	0.00
2	Administrative	0.00	0.00
3	Operations & Maintenance	0.00	0.00
	Total Prepaid expenses	0.00	0.00

Schedule B-17 :Cash and Bank Balances

Sr. No	Particulars	Current year amount(Rs.)	Previous year amount(Rs.)
1	2	3	4
1	Cash	3,223.00	0
	Balance with Bank – Municipal Funds		
2	Nationalised Banks		
	ICICI BANK (3092)	36,19,540.39	
	LESS: IT DED. FROM CONTRACTORS PAID BY 15FC FUND	4,163.00	36,15,377.39
	AXIS BANK	15,15,370.50	15,04,120.50
	BANK OF BARODA (13350100045884) NAGAR NIGAM FIROZABAD	7,78,37,398.28	0
	BANK OF INDIA FIROZABAD CD145	18,19,492.52	57,93,145.52
	SBI(39373579662)KANHA YOJNA FIROZABAD	68,59,063.50	
	NAGARNIGAM FUND (FOR OPENING ACOUNT)	10,000.00	68,69,063.50
			19,21,084.50
	INDIAN (ALLAHABAD) BANK 5281		
	INFRASTRUCTURE FUND BALANCE	10,33,67,530.65	
	Nagar Nigam Fund Balance	1,28,684.00	
	Add:-Paid By SFC Fund	30,48,784.00	10,65,44,998.65
	UNION G.I CLAIM 3541		19,66,566.26
	SBI RAMNAGAR SFC 20137		7,43,029.50
	PNB (OBC) SFC 11009820		4,41,07,631.18
	PNB 102518534 (13th And 14th F.C)	1,33,44,335.54	
	Paid By SFC Fund	1,25,272.00	1,34,69,607.54
	KOSHAGAR SFC		0.32
	PNB (A & OE AMRUT) BANK FIROZABAD	45,832.00	
	PNB (AMRUT) PARK	0.00	
	PNB (AMRUT 2.0) (0294000110136304)	24,255.00	
	PNB(AMRUT) 0216	20,41,189.40	21,11,276.4
			58,27,264.4
	PNB UIDSSMT 14705	3,42,34,227.60	
	PNB UIDSSMT 1222	8,62,438.10	
	PNB UIDSSMT 14699	1,09,63,437.40	4,60,60,103.10
			4,48,15,435.10
	BANK OF BARODA (13350100041104)	2,70,34,479.00	2,63,03,152.00
	SBI FIROZABAD(38433733944)	50,14,80,503.00	44,76,56,447.00
	BANK OF BARODA (77250100008051)	20,55,911.99	20,00,295.99
	HDFC BANK(50100354424460) FZD	12,34,14,579.64	4,64,99,882.67


 लेखाकार
नगर निगम फिरोजाबाद

 लेखाधिकारी
नगर निगम फिरोजाबाद

PNB (15 VITT) AC 4483000100059817	13,22,025.73		
ICICI BANK 15TH CFC BASIC NN(2468)	24,70,36,835.00		
ICICI BANK 15TH CFC TIED NN(2469)	45,48,25,111.00		
ADD: IT DED. FROM CONTRACTORS OF NN PAID BY 15 FC (to be recovered from NN fund)	4,163.00	70,31,88,134.73	69,50,80,023.73
SBI NALA C.M. FIROZABAD(40082432732)		5,42,354.00	5,27,984.00
HDFC BANK (N.C.A Program)		6,24,33,866.00	26,39,91,297.00
S.B.I (A.P.J Abdul Kalam Yojana)		12,159.00	11,679.00
HDFC BANK (Net Banking)50100489762973		36,86,460.00	21,377.00
BANK OF BARODA (PMSAWA NIDHI)		7,40,838.00	14,38,941.00
HDFC BANK 94909 CM-NSY		66,17,872.00	37,17,928.00
HDFC BANK 615348 EX PRO ACCOUNT		1,09,80,815.00	46,97,135.00
ICICI 2931 IHHL PT & CT		0.00	1,36,07,996.00
ICICI 3218		8,88,838.00	6,70,430.00
ICICI BANK 3757 MSVY		4,91,68,251.50	4,74,88,875.50
ICICI BANK 2810 SOLID WASTE MGMT		0.00	3,86,75,437.00
ICICI BANK 2811 IEC & CB & A & OE		0.00	1,07,84,265.00
ICICI BANK 5311 IEC & BEHA	-18,775.00		
LESS:- CGST/SGST & I. TAX DED PAID THROUGH NIGAM FUNDS	18,775.00	0.00	45,49,386.00
ICICI BANK 6090 IHHL/CT/PT		0.00	14,80,600.00
PNB BANK CM-GRID CUNSU(28026)		9,45,734.59	4,83,976.00
3 Other Scheduled Banks			
4 Scheduled Co-operative Banks			
5 Post Office			
sbi smart city firozabad		48,63,25,897.80	22,32,56,023.30
BANK OF BARODA (13350100046925) CM-VNY FIROZABAD		2,50,78,997.00	0.00
HDFC (50100591921970) CM GRIDS SCHEME		97,530.00	0.00
HDFC (50100591921996) CM GRIDS ESCRO		11,27,40,692.00	0.00
HDFC (50200010561564) FIROZABAD		56,27,827.94	0.00
Sub-total		2,42,97,24,879.33	2,02,91,94,990.25
Balance with Bank – ____ Special Funds			
6 Nationalised Banks			0.00
7 Other Scheduled Banks			
8 Scheduled Co-operative Banks			
9 Post Office			
Sub-total		0.00	0.00
Balance with Bank – ____ Grant Funds			
10 Nationalised Banks			
11 Other Scheduled Banks			
12 Scheduled Co-operative Banks			
Sub-total	0.00	0.00	0.00
Total Cash and Bank balances		2,42,97,24,879.33	2,02,91,94,990.25



लेखाकार
नगर निगम फिरोजाबाद




लेखाधिकारी
नगर निगम फिरोजाबाद

Schedule B-19: Other Assets

Sr. No.	Particulars	Current Year Amount (Rs.)	Previous Year Amount (Rs.)
1	2	3	4
1	Deposit Works		
2	Other asset control accounts		
	Total Other Assets	0.00	0.00

Schedule B-20: Miscellaneous Expenditure (to the extent not written off)

Sr. No.	Particulars	Current Year Amount (Rs.)	Previous Year Amount (Rs.)
1	2	3	4
1	Loan Issue Expenses Deferred		
2	Discount on Issue of Loans		
3	Deferred Revenue Expenses		
4	Others		
	Total Miscellaneous expenditure.	0.00	0.00

 लेखाकार
नगर निगम फिरोजाबाद

 लेखाधिकारी
नगर निगम फिरोजाबाद

Schedule B-18: Loans, advances and deposits

Sr. No	Particulars	Opening Balance at The beginning of the year (Rs.)	Paid during the current Year (Rs.)	Recovered during the year (Rs.)	Balance outstanding at the end of the year (Rs.)
1	2	3	4	5	6
1	Loans and advances to employees	0.00			0.00
2	Employee Provident Fund Loans	0.00			0.00
3	Loans to Others	0.00			0.00
4	Advance To technosys system pvt ltd	0.00	0.00	0.00	0.00
5	Receivable from Funeral Ground Fund	1,86,291.00			1,86,291.00
6	Receivable from 14th F.C Fund	63,384.00			63,384.00
7	Other Current Assets	0.00	0.00		0.00
	Sub -Total	2,49,675.00	0.00	0.00	2,49,675.00
8	- Less: Accumulated Provisions against Loans, Advances and Deposits (Schedule B - 18 (a))		0.00	0.00	0.00
Total Loans, advances, and deposits		2,49,675.00	0.00	0.00	2,49,675.00

Schedule B-18 (a): Accumulated Provisions against Loans, Advances, and Deposits

Sr. No.	Particulars		Current Year Amount (Rs.)	Previous Year Amount (Rs.)
1	2		3	4
1	Loans to			
2	Advances			
3	Deposits			
	Total Accumulated Provision		0.00	0.00

लेखाकार
नगर निगम फिरोजाबाद

लेखाधिकारी
नगर निगम फिरोजाबाद

NAGAR NIGAM FIROZABAD

NOTES OF ACCOUNTS FORMING PART OF BALANCE SHEET AS ON 31/03/2025

1. BOOKS OF ACCOUNTS

1. THE BALANCE SHEET OF THE NAGAR NIGAM HAS BEEN PREPARED ON THE BASIS OF TRIAL BALANCE, RECORDS, INFORMATIONS AND EXPLANATION PROVIDED BY THE DEPARTMENTS OF NAGAR NIGAM.
2. 1st BALANCE SHEET OF NAGAR NIGAM FIROZABAD HAS BEEN PREPARED AS ON 01/04/2009. THEREFORE THERE MIGHT BE CHANCES THAT SOME ASSETS/ LIABILITIES ARE NOT INCORPORATED IN THE BALANCE SHEET BECAUSE IT IS COMPILED ON THE BASIS OF INFORMATION & RECORDS MADE AVAILABLE BY OFFICERS/ STAFF OF NAGAR NIGAM FIROZABAD.
3. THE ACCOUNTS OF THE NAGAR NIGAM ARE BEING MAINTAINED ON THE BASIS OF DOUBLE ENTRY ACCOUNTING SYSTEM. DURING THE YEAR THE ENTRIES ARE DONE ON THE BASIS OF RECEIPTS/PAYMENTS AND AT THE YEAR END THE PROVISIONS OF INCOMES/EXPENDITURES ARE BEING DONE ON THE BASIS OF INFORMATIONS PROVIDED BY DEPARTMENTS OF NAGAR NIGAM.
4. OPENING BALANCES HAVE BEEN TAKEN FROM PREVIOUS YEAR BALANCE SHEET. BOOKS ARE MAINTAINED ON HISTORICAL COST & GOING CONCERN CONCEPT.
5. THE FINANCIAL STATEMENTS ARE COMPILED WITH THE SCHEDULES AND SIGNIFICANT POLICIES AND NOTES TO ACCOUNTS ADOPTING FORMATS AS PER THE NATIONAL MUNICIPAL ACCOUNTING MANUALS AND IN COMPLIANCE WITH ACCOUNTING STANDARDS OF INSTITUTE OF CHARTERED ACCOUNTANTS OF INDIA (ICAI), TO THE EXTENT APPLICABLE, FEASIBLE AND RELEVANT TO THE CORPORATION.


2 MUNICIPAL FUNDS

SURPLUS (DEFICIT) OUT OF CURRENT YEAR AFFAIRS/FINANCIAL ACTIVITIES IS TRANSFERRED TO MUNICIPAL FUND AT THE END OF YEAR.

3 EARMARKED FUNDS,GRANTS & SPECIAL FUNDS

- A GRANTS HAVE BEEN PROVIDED BY THE CENTRAL GOVERNMENT & STATE GOVERNMENT TOWARDS DIFFERENT PURPOSES TO NAGAR NIGAM.
- B AS PER NATURE OF THE GRANT, THE AMOUNT CAN BE UTILIZED FOR CAPITAL EXPENDITURE & REVENUE EXPENDITURE.
- C GRANT IN THE FORM OF NON- MONETARY ASSET ARE ACCOUNTED FOR ON THE BASIS OF THE ACQUISITION COST IN CASE OF NON- MONETARY ASSET IS RECEIVED FREE OF COST IT IS RECORDED AT A NOMINAL VALUE OF RUPEE ONE.
- D EARMARKED FUNDS/SPECIAL FUNDS RECEIVED BY NAGAR NIGAM ARE KEPT IN SEPERATE DESIGNATED BANK ACCOUNTS BUT THE BALANCES OF FOLLOWING FUNDS AND GRANTS WERE NOT KEPT IN SEPARATE BANK ACCOUNTS AND IN OUR OPINION THESE FUNDS SHOULD BE KEPT IN SEPARATE BANK ACCOUNTS:
A) SAMUHIK VIVAH C.M. YOJNA
B) SETU NIGAM GRANT
- E THE GRANT HAS BEEN RECORDED IN THE BOOKS OF ACCOUNTS AS PER THE GOVERNMENT ORDER (G.O.) RECEIVED. HOWEVER, THE ACTUAL BALANCE IN THE BANK ACCOUNT REMAINS AT ZERO, AS PAYMENTS ARE PROCESSED THROUGH THE DESIGNATED PORTAL UPON RECEIPT OF RELEVANT INFORMATION. CONSEQUENTLY, A BALANCE CONTINUES TO REFLECT IN THE BOOKS OF ACCOUNTS. ADDITIONALLY, THE UNUTILIZED PORTION OF THE SANCTIONED LIMIT IS REFLECTED IN THE CLOSING BALANCE OF THE BANK ACCOUNT.


लेखाकार
नगर निगम फिरोजाबाद


लेखाधिकारी
नगर निगम फिरोजाबाद

4 FIXED ASSETS

- A FIXED ASSET REGISTER HAS NOT BEEN MAINTAINED BY THE MUNICIPAL CORPORATION. DETAILS OF ASSET APPEARING IN ATTACHED BALANCE SHEET WERE COMPILED ON THE BASIS OF INFORMATION RECEIVED AND CERTIFIED BY THE NAGAR NIGAM .
- B OPENING BALANCES HAS TAKEN FROM PREVIOUS YEAR BALANCE SHEET.
- C TANGIBLE ASSETS ARE AT HISTORICAL COST LESS ACCUMULATED DEPRECIATION AS PER WDV BASIS.
- D EXPENDITURE BASED ON RENOVATION AND REPAIR IN THE ORDINARY COURSE HAS BEEN CHARGED TO OPERATION AND MAINTENANCE EXPENSES.
- E EXPENDITURE ON FIXED ASSET WHICH INCREASE THE EFFICIENCY/ LIFE OF ANY ASSET WILL BE CAPITALIZED TO THE COST OF THAT ASSET.
- F ANY PAYMENT MADE IN RESPECT OF ANY ASSET WHICH IS UNDER PROGRESS HAS BEEN DEBITED TO CAPITAL WORK IN PROGRESS TILL ITS COMPLETION.

- G DEPRECIATION HAS BEEN CHARGED ON THE FIXED ASSETS AS PER W.D.V METHOD AT RATE MENTIONED HERE UNDER:


S.No.	Particulars	Rate of Dep.
A	Buildings	10%
B	Furniture	10%
C	Infrastructure Assets	15%
D	Plant & Machinery	15%
E	Computer Software &	40%
F	Vehicles	15%


ONLY 50% OF DEPRECIATION HAS BEEN CHARGED ON ASSETS ACQUIRED DURING SECOND HALF OF THE YEAR.

- H LANDS, LAKES & PONDS ARE NOT SUBJECTED TO DEPRECIATION OR AMORTIZATION. THESE COST OF THESE HAVE BEEN TAKEN FROM THE LAST YEAR BALANCE SHEET .
- I COST OF ROADS & BRIDGES HAS BEEN DONE AS PER THE EXPENDITURE SHOWN AS PER BOOKS OF ACCOUNTS. THERE IS NO SUBSIDIARY RECORD TO CHECK THE SAME. THE ADDITIONS / CONSTRUCTION DURING THE YEAR HAVE BEEN TAKEN ON COST AND EXPENDITURE INCURRED FOR REPAIR AND MAINTENANCE IN THE ORDINARY COURSE HAVE BEEN CHARGED TO OPERATION & MAINTENANCE.

5 INVESTMENTS

- A INVESTMENT SHALL BE RECOGNIZED AT COST OF INVESTMENT. THE COST OF INVESTMENT SHALL INCLUDE COST INCURRED IN ACQUIRING INVESTMENT AND OTHER INCIDENTAL EXPENSES INCURRED FOR ACQUISITION.
- B INTEREST ON INVESTMENT SHALL BE RECOGNIZED AS AND WHEN DUE. AT PERIOD ENDS, INTEREST SHALL BE ACCRUED PROPORTIONATELY.
- C INTEREST ON INVESTMENT OF SPECIFIC GRANTS, SCHEME FUNDS OR SINKING FUNDS SHALL NOT BE TREATED AS INCOME OF NAGAR NIGAM SO WE CREDITED TO THE RESPECTIVE SCHEME GRANT.


लेखाकार
नगर निगम फिरोजाबाद


लेखाधिकारी
नगर निगम फिरोजाबाद

6 DEBTORS & RECEIVABLES

- A VALUE SHOWN IN BALANCE SHEET IS PER THE DETAILS PROVIDED TO US BY VARIOUS DEPARTMENTS OF NAGAR NIGAM.
- B REVENUE GENERATED FROM HOUSE TAX, THEATRE TAX, RENT FROM BUILDING & SHOPS, PARKING RECEIVABLES HAS TAKEN ON ACCRUAL BASIS WHEREAS REST ALL ARE TAKEN ON CASH BASIS E G. PENALTY FROM CONTRACTORS.

BALANCES OF DEBTORS/RECEIVABLES HAVE BEEN CALCULATED AS UNDER:

OPENING BALANCE AS PER LAST YEAR BALANCE SHEET

Add: CURRENT YEAR DEMAND AS GIVEN BY NAGAR NIGAM

Less: REBATE (IF ANY)

Less: PAYMENT RECEIVED AGAINST DEMAND AS PER RECEIPTS & PAYMENTS

BALANCE AS SHOWN IN BALANCE SHEET

=

THE ABOVE BALANCE IS SUBJECT TO RECONCILIATION WITH SUBSIDIARY LEDGER OF INDIVIDUAL ASSESSEE/TENANT/PARTY.

A

B

C

D

A + B - C - D


- C NO PROVISION HAS BEEN MADE FOR THE INTEREST DUE ON ARREARS OF RENT FROM BUILDINGS.
- D DISPUTED HOUSE TAX DEMAND AND ARREARS HAVE NOT BEEN CONSIDERED IN THIS BALANCE SHEET.
- E WE HAVE NOT MAKE ANY PROVISIONS AS PER PRESCRIBED PERCENTAGES REGARDING PREVIOUS YEARS DEMANDS OF TAXES WHICH IS REQUIRED BY MUNICIPAL ACCOUNTS MANUAL AS NO DETAILS OR YEAR WISE CLASSIFICATION IS NOT PROVIDED TO US.


7 INVENTORY

- A THE CLOSING VALUE OF STOCK SHOWN IN BALANCE SHEET IS AS PER THE DETAILS PROVIDED TO US BY THE VARIOUS DEPARTMENTS OF NAGAR NIGAM.
- B PROPER INVENTORY REGISTER HAS NOT BEEN MAINTAINED BY VARIOUS DEPARTMENTS FOR VERIFICATION FOR BALANCE SHOWN IN BALANCE SHEET. AS WE BELIEVED ON THE INFORMATION PROVIDED BY THE DEPARTMENTS TO BE TRUE BY ASSUMING THAT THEY HAD USED FIFO VALUATION METHOD FOR CALCULATING THE VALUE OF STOCK AT END OF YEAR.

8 CASH AND BANK BALANCES

- A CASH IN HAND APPEARING IN BALANCE SHEET IS AS PER BOOKS MAINTAINED BY THE ACCOUNTS DEPARTMENTS.
- B NO RECORD OF THE BALANCE PAYABLE OR RECEIVABLE FROM DIFFERENT SCHEMES AND FUNDS DUE TO INTERNALS TRANSFERS BETWEEN THE BANK ACCOUNTS FOR VARIOUS PURPOSES IS BEING MAINTAINED BY THE NAGAR NIGAM. WE HAVE ADJUSTED THESE AS PER THE INFORMATION IN BOOKS OF ACCOUNTS.


लेखाकार
नगर निगम फिरोजाबाद


लेखाधिकारी
नगर निगम फिरोजाबाद

9 LOANS & ADVANCES

- A LOANS GIVEN BY A NAGAR NIGAM TO EMPLOYEES, CONTRACTORS, SUPPLIERS OR ANY OTHER PERSONS SHALL BE ACCOUNTED AS ASSETS AND REDUCED BY REPAYMENTS RECOVERY MADE TOWARDS REPAYMENT OF SUCH ADVANCES.
- B ADVANCES IN THE BALANCE SHEET IS SHOWN AS PER THE INFORMATION PROVIDED BY THE NAGAR NIGAM.

10 OTHER LIABILITIES

- A LIABILITIES INCLUDING LIABILITIES TOWARDS CREDITORS, EMPLOYEES AND GOVERNMENT STATUTORY DUES LIKE GST ETC. HAS BEEN TAKEN AS PER BOOKS OF ACCOUNTS. SUBSIDIARY RECORDS HAVE NOT BEEN MAINTAINED PROPERLY TO VERIFY THE SAME.
- B GROUP INSURANCE LIABILITY BALANCE IS SUBJECT TO RECONCILIATION WITH SUBSIDIARY LEDGER OF EMPLOYEES.
- C THERE ARE MANY OUTSTANDING BALANCES OF PAYABLES OF NAGAR NIGAM THAT ARE BEING CARRY FORWARD FROM A VERY LONG TIME. NO INFORMATION REGARDING THEIR PAYMENTS AND FINAL BALANCES HAVE BEEN PROVIDED AND ARE SUBJECT TO VERIFICATION.
- D WITHHELD OF CONTRACTORS AND SECURITIES ARE BEING TAKEN AS PER BOOKS OF ACCOUNTS AND SUBJECT TO VERIFICATION AS NAGAR NIGAM IS NOT MAINTAINING A PROPER CONTRACTOR WISE LEDGER.



लेखाकार
नगर निगम फिरोजाबाद

8/11/24
लेखाधिकारी
नगर निगम फिरोजाबाद

NAGAR NIGAM FIROZABAD

Provisional Income and Expenditure Statement for the period from 01.04.2024 to 31.03.2025

Sr. No.	Item/ Head of Account	Schedule No	CurrentYear Amount (Rs.)	Previous Year Amount (Rs.)
1	2	3	4	5
	INCOME			
1	Tax Revenue	I-1	30,89,45,391.09	11,57,59,434.80
2	Assigned Revenues & Compensation	I-2	0.00	0.00
3	Rental Income from Municipal Properties	I-3	31,23,991.00	25,48,230.00
4	Fees & User Charges	I-4	2,75,15,437.44	2,80,28,822.00
5	Sale & Hire Charges	I-5	0.00	0.00
6	Revenue Grants, Contributions & Subsidies	I-6	1,48,37,26,892.00	1,49,23,15,967.00
7	Income from Investments	I-7	0.00	0.00
8	Interest Earned	I-8	5,85,45,050.00	82,07,832.00
9	Other Income	I-9	4,26,27,384.00	66,53,400.00
A	Total – INCOME		1,92,44,84,145.53	1,65,35,13,685.80
	EXPENDITURE			
10	Establishment Expenses	I-10	1,11,84,12,340.00	1,00,82,66,041.00
11	Administrative Expenses	I-11	1,79,83,473.00	1,61,19,623.00
12	Operations & Maintenance	I-12	46,89,61,140.23	30,74,73,219.91
13	Interest & Finance Expenses	I-13	5,057.89	9,630.00
14	Programme Expenses	I-14	10,79,107.00	9,67,275.00
15	Revenue Grants, Contributions & subsidies	I-15	0.00	0.00
16	Provisions & Write off	I-16	0.00	0.00
17	Miscellaneous Expenses	I-17	13,32,03,585.56	80,73,630.00
18	Depreciation		8,98,20,513.36	8,72,90,631.36
B	Total – EXPENDITURE		1,82,94,65,217.04	1,42,82,00,050.27
A-B	<i>Gross surplus/ (deficit) of income over expenditure before Prior Period Items</i>		9,50,18,928.49	22,53,13,635.53
19	Add: Prior period Items (Net)	I-18	0.00	68,24,562.00
	<i>Gross surplus/ (deficit) of income overexpenditure after Prior Period Items</i>		9,50,18,928.49	23,21,38,197.53
	<i>Net balance being surplus/ deficit carriedover to Municipal Fund</i>		9,50,18,928.49	23,21,38,197.53

Account Officer

Nagar Nigam Firozabad

Nagar Aayukt
Nagar Nigam Firozabad

Date :

Place : FIROZABAD

Schedule I-1: Tax Revenue

Sr. No.	Particulars	Current year (Rs.)	PreviousYear (Rs.)
1	2	3	4
1	Property tax	15,11,18,349.12	3,35,91,452.00
2	Land Property Tax	21,91,069.17	16,37,643.80
3	Water tax	6,36,45,526.71	3,82,55,000.00
4	Water cost	9,05,57,071.00	4,01,53,000.00
5	Advertisement tax	35,61,091.00	21,22,339.00
6	Cinema hall tax		0.00
7	Vehicle tax		0.00
	Sub-total	31,10,73,107.00	11,57,59,434.80
	Less: -		
8	Tax Remissions & Refund [Schedule 1-1 (a)]	21,27,715.91	0.00
	Total tax revenue	30,89,45,391.09	11,57,59,434.80

Schedule I-1 (a): Tax Revenue Remissions & Refund

Sr. No.	Particulars	Current year (Rs.)	Previous year (Rs.)
1	2	3	4
1	Property taxes (DISCOUNT)	21,27,715.91	0.00
2	Octroi and toll	0.00	0.00
3	Cess Income	0.00	0.00
4	Advertisement tax	0.00	0.00
5	Others(COST OF WATER DEDUCTED)	0.00	0.00
	Total refund and remission of tax revenues	21,27,715.91	0.00


 लेखाकार
नगर निगम फिरोजाबाद

 लेखाधिकारी
नगर निगम फिरोजाबाद

Schedule I-2 : Assigned Revenues & Compensation


Sr. No.	Particulars	Current year (Rs.)	Previous year (Rs.)
1	2	3	4
1	Taxes and Duties collected by others	0.00	0.00
2	Compensation in lieu of Taxes / duties	0.00	0.00
3	Compensations in lieu of Concessions	0.00	0.00
Total assigned revenues & compensation		0.00	0.00



लेखाकार
नगर निगम फिरोजाबाद


लेखाधिकारी
नगर निगम फिरोजाबाद

Schedule I-3: Rental income from Municipal Properties

Sr. No.	Particulars	Current year (Rs.)	Previous Year (Rs.)
1	2	3	4
1	Rent from Civic Amenities	30,08,791.00	0
2	Rent from Office Buildings, Shops & Land		20,27,000.00
3	Auditorium Rent		4,94,580.00
4	Rent of JCB	1,15,200.00	26,650.00
5	Old Rent & Interest Realised		0.00
	Sub-Total	31,23,991.00	25,48,230.00
	Less:		
6	Rent Remission and refunds	0.00	0.00
	Sub-total	0.00	0.00
	Total Rental Income from Municipal Properties	31,23,991.00	25,48,230.00


लेखाकार
नगर निगम फिरोजाबाद


लेखाधिकारी
नगर निगम फिरोजाबाद

Schedule I-4 : Fees & User Charges

Sr. No.	Particulars	Current year (Rs.)	Previous Year (Rs.)
1	2	3	4
1	Licensing Fees	6,83,825.00	10,44,115.00
2	Auto Rickshaw License Fees		750.00
3	Sewer Tank Safai Fees	37,200.00	57,200.00
4	Water Tanker Fees	1,54,400.00	32,700.00
5	Mutation Fees	23,67,324.44	52,750.00
6	Parking Fees		0.00
7	Road Cutting Fees	1,19,804.00	4,52,768.00
8	Tender Fees	25,50,166.00	20,78,892.00
9	Other Water Charges	19,43,718.00	6,51,528.00
10	Other Fees & Jurmana	5,91,154.00	6,68,640.00
11	Medical License	26,000.00	1,19,108.00
12	Other User Charges (door-to-door)	1,78,72,586.00	2,13,74,407.00
13	Birth/Death certificate fees	1,36,760.00	1,30,940.00
14	POLYTHIN CHARGES	10,32,500.00	13,65,024.00
	Sub-Total.	2,75,15,437.44	2,80,28,822.00
	Less:		
15	Rent Remission and Refunds	-	-
	Sub-total	0.00	0.00
	Total income from Fees & User Charges – Income head-wise	2,75,15,437.44	2,80,28,822.00


लेखाकार
नगर निगम फिरोजाबाद


लेखाधिकारी
नगर निगम फिरोजाबाद

Schedule I-5 : Sale & Hire Charges

Sr. No.	Particulars	Current Year (Rs.)	Previous Year (Rs.)
1	Sale of Compost	0.00	0.00
2	Sale of Forms & Publications	0.00	0.00
3	Sale of stores & scrap	0.00	0.00
4	Sale of Others	0.00	0.00
5	Hire Charges for Vehicles	0.00	0.00
6	Hire Charges for Equipment	0.00	0.00
Total Income from Sale & Hire charges – income head-wise		0.00	0.00


लेखाकार
नगर निगम फिरोजाबाद


लेखाधिकारी
नगर निगम फिरोजाबाद

Schedule I-6: Revenue Grants, Contributions & Subsidies

Sr. No.	Particulars	Current year (Rs.)	Previous Year (Rs.)
1	2	3	4
1	Revenue Grant		
a.	State Finance Commission	1,48,37,26,892.00	1,49,23,15,967.00
b.	2% Stamp Tax	0.00	0.00
c.	14th Finance Commission (for salary as per Govt order (G.O))	0.00	0.00
d.	Revolving Fund	0.00	0.00
e.	Nagriya Sadak Sudhar Yojna	0.00	0.00
f.	Nagriya Jal Nikasi Yojna	0.00	0.00
g.	Swach Bharat Mission	0.00	0.00
h.	Vidhyak Nidhi	0.00	0.00
2	Re-imbursement of expenses	0.00	0.00
3	Contribution towards schemes	0.00	0.00
Total Revenue Grants, Contributions & Subsidies		1,48,37,26,892.00	1,49,23,15,967.00

Schedule I-7: Income from Investments – General Fund

Sr. No.	Particulars	Current year (Rs.)	Previous Year (Rs.)
1	2	3	4
1	Interest on Investments	0.00	0.00
2	Dividend	0.00	0.00
3	Income from projects taken up on commercial basis	0.00	0.00
4	Profit in Sale of Investments	0.00	0.00
5	Others	0.00	0.00
Total Income from Investments		0.00	0.00


लेखाकार
नगर निगम फिरोजाबाद


लेखाधिकारी
नगर निगम फिरोजाबाद


Schedule I-8: Interest Earned

Sr. No.	Particulars	Current year (Rs.)	Previous Year (Rs.)
1	2	3	4
1	Interest from Bank Accounts	5,85,45,050.00	81,16,397.00
2	Interest on Loans and advances to Employees		0.00
3	Other Interest		91,435.00
Total. – Interest Earned		5,85,45,050.00	82,07,832.00

Schedule I-9: Other Income

Sr. No.	Particulars	Current year (Rs.)	Previous Year (Rs.)
1	2	3	4
1	Deposits Forfeited		0.00
2	Lapsed Deposits		0.00
3	Insurance Claim		0.00
4	Penalty Deducted From Contractors	4,13,567.00	2,29,844.00
5	Recovery from Employees	3,71,056.00	11,89,990.00
6	Unclaimed Refund/ Liabilities		0.00
7	Income from Mela Haat Exhibition	0.00	0.00
8	Income from Malwa Charges	8,23,300.00	8,25,550.00
9	Income from Bakri Painth		0.00
10	Miscellaneous Income	4,04,96,923.00	39,70,726.00
11	Photostate Charges	16,538.00	80,390.00
12	Registration Charges	5,06,000.00	3,56,900.00
13	Slaughter Home Charges		0.00
Total Other Income		4,26,27,384.00	66,53,400.00


लेखाकार
नगर निगम फिरोजाबाद



लेखाधिकारी
नगर निगम फिरोजाबाद

Schedule I-10: Establishment Expenses

Sr. No.	Particulars	Current year (Rs.)	Previous Year (Rs.)
1	2	3	4
	<u>Salary</u>		
1	Jal Kal	6,04,43,761.00	4,00,13,699.00
2	Public const.	5,59,20,997.00	4,60,81,093.00
3	General Administration/wards	37,92,69,354.00	36,13,39,030.00
4	Light Department	30,03,210.00	26,80,379.00
5	Tax Department	2,02,01,471.00	1,88,76,821.00
6	Health Department	4,20,68,737.00	3,64,36,108.00
7	Contract Staff Salary (safai etc)	30,07,25,542.00	30,68,59,722.00
8	Arrear	1,37,53,014.00	28,77,431.00
9	Bonus	51,53,368.00	52,98,436.00
10	Leave Encashment	2,61,68,852.00	1,06,30,124.00
11	Medical Reimbursement	35,69,475.00	8,29,702.00
12	P.W.D	2,02,29,136.00	1,56,31,622.00
13	JAL NIGAM staff (body shopping)	96,19,081.00	77,47,991.00
	<u>Others</u>		
18	Pension Contribution	17,82,86,342.00	15,29,63,883.00
19	Provident Fund		0.00
20	G.I Contribution		0.00
21	Uniform Staff		0.00
	Total establishment expenses	1,11,84,12,340.00	1,00,82,66,041.00





लेखाकार
नगर निगम फिरोजाबाद


लेखाधिकारी
नगर निगम फिरोजाबाद

Schedule I-11 : Administrative Expenses

Sr. No.	Particulars	Current year (Rs.)	Previous Year (Rs.)
1	2	3	4
1	Printing and Stationery		0.00
2	Legal Expenses	42,91,325.00	46,03,963.00
3	Advertisement Expenses	33,94,588.00	33,11,309.00
4	Travelling Expenses	2,02,203.00	1,03,905.00
5	Telephone Expenses	32,40,550.00	8,21,660.00
6	Vehicle Insurance	22,16,993.00	10,82,665.00
7	Vehicle Rent	46,37,814.00	61,96,121.00
Total establishment expenses		1,79,83,473.00	1,61,19,623.00

  लेखाकार
नगर निगम फिरोजाबाद


 लेखाधिकारी
नगर निगम फिरोजाबाद


Schedule I-12: Operations and Maintenance

Sr. No.	Particulars	Current year (Rs.)	Previous Year (Rs.)
1	2	3	4
1	OPENING STOCK	4,43,45,007.23	3,59,00,824.14
2	Power & Fuel	7,22,40,786.00	7,02,92,937.00
3	Bulk Purchases		0.00
4	Stores- P.W.D	74,71,821.00	69,26,136.00
5	Stores- WATER DEPARTMENT	1,97,80,939.00	1,86,92,331.00
6	Stores- WORKSHOP	75,14,095.00	67,30,766.00
7	Stores- HEALTH DEPARTMENT	87,92,659.00	97,08,593.00
8	Stores- LIGHT DEPARTMENT	53,12,521.00	27,79,300.00
9	Stores- HEAD OFFICE	13,18,447.00	19,54,392.00
10	Stores- COMPUTER	26,06,966.00	9,00,077.00
11	Hire Charges		0.00
12	Repairs & maintenance – LIGHT		31,56,425.00
13	Repair & maintenance - GENERATOR	3,27,920.00	1,75,130.00
14	Repairs & maintenance – WATER SUPPLY	2,23,48,630.00	76,42,698.00
15	Repairs & maintenance – SANITORY EQUIPMENT/COMPOST PLANT		0.00
16	Repairs & maintenance – Workshop (vehicles)	53,55,662.00	55,23,899.00
17	Repairs & maintenance –Toilets		3,84,040.00
18	Repairs & maintenance – Roads	12,05,05,815.00	5,24,13,085.00
19	Repairs & maintenance – Buildings		0.00
20	Repairs & maintenance – Tubewell & Drains	11,41,19,392.00	9,89,00,759.00
21	Repairs & maintenance – Summersable	1,65,33,864.00	1,07,04,749.00
22	Repairs & maintenance – DEWATERING SET OPERATING WORK	99,97,881.00	78,89,095.00
23	Cleaning Expenses (TUBEWELL BORE & Nahar Safai)	90,81,527.00	29,16,854.00
24	Garden Maintenance exp.		20,19,508.00
25	Operation of Shelter home	13,07,208.00	0.00
	SUB TOTAL	46,89,61,140.23	35,18,18,227.14
26	LESS: CLOSING BALANCE	0.00	4,43,45,007.23
Total operations & maintenance		46,89,61,140.23	30,74,73,219.91

Schedule I-13: Interest & Finance Charges

Sr. No	Particulars	Current year (Rs.)	Previous Year (Rs.)
1	2	3	4
1	Interest on Loans from Central Government	0.00	0.00
2	Interest on Loans from State Government	0.00	0.00
3	Interest on Loans from Government Bodies & associations	0.00	0.00
4	Interest on Loans from Banks & Other Financial	0.00	0.00
5	Other Interest	0.00	0.00
6	Bank Charges	5,057.89	9,630.00
7	Other Finance Expenses	0.00	0.00
Total Interest & Finance Charges		5,057.89	9,630.00

 लेखाकार
नगर निगम फिरोजाबाद

 लेखाधिकारी
नगर निगम फिरोजाबाद

Schedule I-14: Programme Expenses

Sr. No.	Particulars	Current year (Rs.)	Previous Year (Rs.)
1	2	3	4
1	Election Expenses	0.00	0.00
2	Own Programmes	10,79,107.00	9,67,275.00
3	Share in Programmes of others	0.00	0.00
Total Programme Expenses		10,79,107.00	9,67,275.00

Schedule I-15: Revenue Grants, Contributions & Subsidies

Sr. No.	Particulars	Current year (Rs.)	Previous Year (Rs.)
1	2	3	4
1	Grants [give details]	0.00	0.00
2	Contributions [give details]	0.00	0.00
3	Subsidies [give details]	0.00	0.00
Total Revenue Grants, Contributions & Subsidies		0.00	0.00

Schedule I-16: Provisions & Write off

Sr. No.	Particulars	Current year (Rs.)	Previous Year (Rs.)
1	2	3	4
1	Provisions for Doubtful receivables	0.00	0.00
2	Provision for other Assets	0.00	0.00
3	Revenues written off	0.00	0.00
4	Assets written off	0.00	0.00
5	Miscellaneous Expense written off	0.00	0.00
Total Provisions & Write off		0.00	0.00

Schedule I-17: Miscellaneous Expenses


Sr. No.	Particulars	Current year (Rs.)	Previous Year (Rs.)
1	2	3	4
1	Loss on disposal of Assets	0.00	0.00
2	Loss on disposal of Investments	0.00	0.00
3	HARA CHARA (GAUSHALA)	0.00	48,79,000.00
4	Other Miscellaneous Expenses	13,32,03,585.56	12,67,399.00
5	Rain basera expenses	0.00	19,27,231.00
Total Miscellaneous expenses		13,32,03,585.56	80,73,630.00

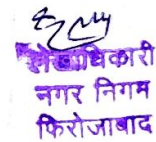
[Signature]
लेखाकार
नगर निगम फिरोजाबाद

[Signature]
लेखाधिकारी
नगर निगम
फिरोजाबाद

Schedule I-18: Prior Period Items (Net)

Sr. No.	Particulars	Current year (Rs.)	Previous Year (Rs.)
1	2	3	4
	Income		
1	Taxes	0.00	0.00
2	Other – Revenues	0.00	0.00
3	Old liabilities written off pertains to employees insurance	0.00	68,24,562.00
4	absent & other recovery from salary	0.00	0.00
5	Other income		
	Sub – Total Income (a)	0.00	68,24,562.00
	Expenses		
6	Reversal of excess demand made in 2021-2022 under the head of house tax ,water tax, water cost	0.00	0.00
7	Refund of Other – Revenues	0.00	0.00
8	Other Expenses		
	Sub – Total Income (b)	0.00	0.00
	Total Prior Period (Net) (a-b) -.	0.00	68,24,562.00


 लेखाकार
 नगर निगम फिरोजाबाद


 लेखाधिकारी
 नगर निगम
 फिरोजाबाद